

A tropical beach scene at sunset. The sky is a mix of orange, yellow, and blue. The ocean is calm with a few people in the water. Palm trees are silhouetted against the sky. The scene is reflected in a pool of water in the foreground.

CATARACTS

No two eyes are alike & no cataract surgery is like ours.

The Official Sponsor of 20/20

FRANTZ
EyeCare

DR. FRANTZ & HIS TEAM

JONATHAN M. FRANTZ, MD, FACS

Board Certified Ophthalmologist / Cataract & Refractive Specialist

Featured in The Guide to America's Top Ophthalmologists
One of Our Country's Top 5 Bladeless Laser Cataract Surgeons
Only Two-Year Fellowship-Trained Refractive Surgeon in the Area
Selected as one of the *Best Doctors in America*
Voted Best Cataract Surgeon in SWFL by News- Press Readers

Dr. Frantz combines his extensive surgical experience, dedication and outstanding educational background with the latest technical advances in the field of ophthalmology. He is board certified, a Diplomate of the American Board of Ophthalmology and a Fellow of the American College of Surgeons.

Dr. Frantz has earned wide acclaim for pioneering techniques in the successful treatment of cataracts. In May 2012, Dr. Frantz became the first surgeon in southwest Florida to offer Bladeless Laser Cataract Surgery with the LenSx technology, the safest, most precise cataract procedure available today. Ophthalmologists around the world benefit from Dr. Frantz's teaching and his published papers in medical literature.

COLLEGE - Vanderbilt University *Magna Cum Laude*

MEDICAL SCHOOL - University of Miami Honors

RESIDENCY Ophthalmology - Louisiana State University Eye Center

FELLOWSHIP - Cornea, External Diseases and Refractive Surgery

"BEST CATARACT SURGEON"
- News Press readers



TEAM FRANTZ



GEORGE CORRENT, MD, PhD

Board Certified Ophthalmologist Cataract & Cornea Specialist

Member of the American Academy of Ophthalmology, Florida Medical Association and Collier County Medical Society
Castle Connolly Top Doctor in Florida since 1996
Fellowship in Cornea & External Diseases from the Bascom Palmer Eye Institute



IRA PERSZYK, MD

Board Certified Ophthalmologist Cataract & Glaucoma Specialist

COLLEGE - University of Montana, Missoula, MT

MEDICAL SCHOOL - University of North Dakota School of Medicine and Health Sciences, Grand Forks, ND

RESIDENCY Ophthalmology - University of Kentucky

FELLOWSHIP Glaucoma - University of South Florida, Tampa, FL

We have a multi-specialty team of Board Certified Ophthalmologist and Optometrists that can take care of all of your eye care needs. Our medical team includes Cataract, Glaucoma, Retina, Cornea, Oculofacial and Plastic Surgery specialists. Dr. Frantz has personally selected our team of board certified optometrists to provide the most comprehensive eye care. For a lifetime of better vision, Frantz Eyecare has a team of premiere doctors to protect your vision.

The entire medical team at Frantz EyeCare works together to provide you with extraordinary, patient-focused care from general eye care exams and eye-wear to Bladeless Laser Cataract Surgery. Bladeless WaveLight LASIK, management of eye diseases and eyelid surgery.

CATARACT CARE



“It’s a Miracle!”

This is what our patients call today’s advanced, small incision, no stitch cataract surgery. This life-changing procedure eliminates the distorted blurry sight caused by cataracts and allows you to see clearly once again.

The surgeons at Frantz EyeCare are among the leading cataract surgeons in the nation, our outstanding team of eye surgeons, combined with the latest innovations in treatment and technology, will give you the optimal results you deserve and the freedom to pursue hobbies, sports and everyday activities without the frustration of poor vision.

More than 3.8 million men and women undergo cataract surgery every year, making the procedure one of the most common and most successful medical procedures in the U.S... today. The surgeons at Frantz EyeCare are among the most experienced cataract surgeons in the United States.

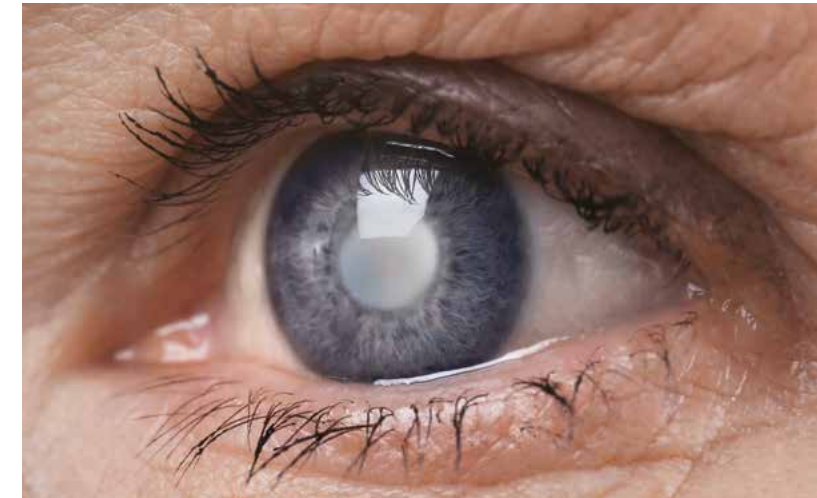
New Advances in Cataract Surgery

New advances in cataract surgery are giving patients the opportunity to achieve even better vision than they thought possible. Frantz EyeCare offers Bladeless Laser Cataract Surgery with Advanced Lifestyle procedures for patients who want to enjoy the freedom that comes from having excellent eyesight without the need for glasses or readers, especially for activities like driving, reading or using the computer.

CATARACT SYMPTOMS

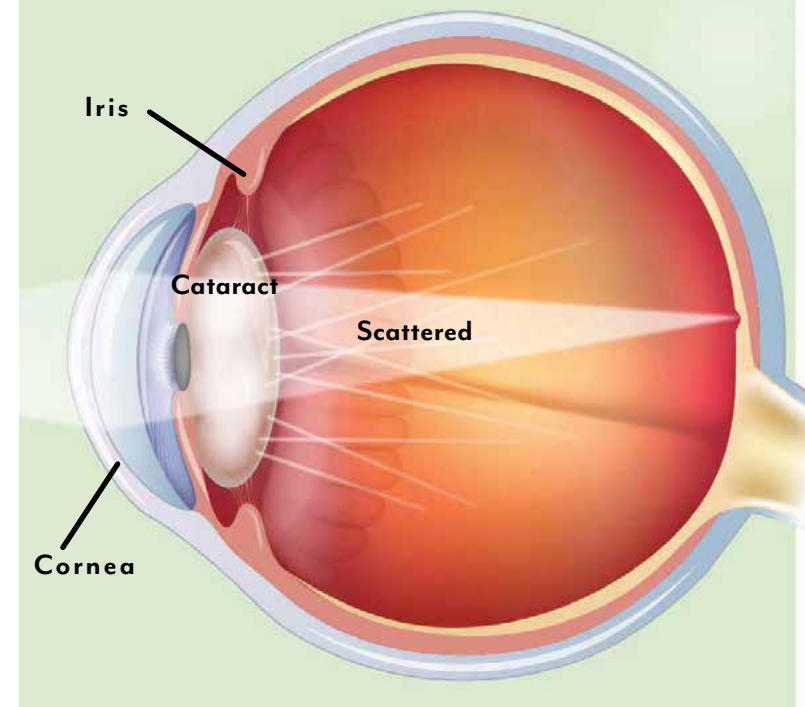
COMMON SYMPTOMS OF CATARACTS INCLUDE:

- Cloudy or blurry vision
- Colors seem faded
- Difficulty following the golf ball
- Glare or halos appear around headlights, lamps and in bright sun
- Double vision
- Difficulty seeing street signs
- Frequent prescription changes



VISIT BetterVision.net for more information about the formation and symptoms of cataracts.

This cross-section view of the eye shows how light cannot pass clearly through the cornea if a cataract is present.



What Exactly is a Cataract?

A cataract is not a growth, but a gradual clouding of the normally crystal-clear lens of the eye. Cataracts distort vision because they block the lens from being able to focus light on the retina. It’s a common vision condition that affects many people as they grow older. By age 80, more than half of all people will either have a cataract or will have undergone cataract surgery.

Because cataracts typically develop very slowly, most people don’t realize the lens in the eye is affected until their vision becomes dull or blurry. Cataracts can make it difficult to read or drive, especially at night.

When the cataract begins to affect your ability to perform day-to-day activities, treatment is recommended. Cataracts cannot be treated with medication, diet or eye drops. Surgery is the only option.

What to Expect During Cataract Surgery

During cataract surgery, the cloudy lens is removed and replaced with a clear artificial lens. The new lens can't be seen or felt and stays permanently inside the eye.

To prepare for the procedure, your eye surgeon will make a tiny incision in your eye with a blade or the LenSx® Laser. This will allow the surgeon to remove the cloudy lens and insert the new one in its place. The incision is so small that stitches are not required. It will heal completely by itself.

Recovery time is minimal, thanks to advances in technology. Most patients can return to normal activities within 24 to 48 hours of their procedures, although strenuous physical activity is discouraged for 1- 2 weeks. The time for complete healing varies from person to person.



Cataract Refractive Suite

The four industry-leading systems of the Frantz EyeCare Cataract Refractive Suite allow for seamless and synergistic integration of the various surgical technologies. They work together to offer laser-guided precision, increased accuracy and improved safety for better visual outcomes.

The VERION™ Image Guided System tracks your eye from the planning stages of your surgery to your actual cataract procedure. Because patients have dilated pupils for cataract surgery, the VERION image allows the lens to be centered on the patient's normal pupil, which is different than the center of the dilated pupil. The VERION captures a high-resolution image of the patient's unique eye when the patient's eye is undilated, then maps out iris and scleral details as well as pupil size and centration. This "fingerprint" of the eye helps create an optimized surgical plan that guides your surgeon through the procedure to ensure accurate centering and positioning of the intraocular lens and laser incisions. Frantz EyeCare is the first practice in Florida to offer the VERION Image Guided System.

The LenSx® Laser, the global leader in Bladeless Laser Cataract Surgery, allows your surgeon to plan and perform your surgery to exacting, individualized specifications not attainable with other surgical methods. By adding computer control to key steps of cataract surgery, the LenSx Laser helps ensure the highest precision surgical incisions. The VERION image is transferred to the LenSx Laser for the most accurate centration and positioning of all the steps of cataract surgery.

The LuxOR™ Ophthalmic Microscope allows every facet of the procedure to be seen in crisp, brilliant detail. The VERION image is transferred to the operating microscope. A heads-up display shows the previously recognized iris and scleral details as well as centered pupil and map of astigmatism. This allows the most accurate placement of the lens and most precise, customized surgery possible.

The CENTURION® Vision System utilizes an intraocular sensor and the most advanced fluidics system available. It is designed to work seamlessly with the other technologies to help maintain consistent intraocular pressure (IOP) throughout the surgical removal of the cataract. A more stable IOP leads to a safer surgery.

Frantz EyeCare is the First Practice in Southwest Florida to Offer Bladeless Laser Cataract Surgery

As an ophthalmologist dedicated to providing outstanding care, Dr. Frantz is continually looking for ways to better serve his patients. He is thrilled and honored to lead the way in bringing Bladeless Laser Cataract Surgery to Southwest Florida. Our practice is the first and most experienced practice in our area to utilize the most technologically advanced option for cataract surgery – the LenSx® Laser.

At Frantz EyeCare, our goal is to provide the appropriate cataract treatment for your individual lifestyle. You can now choose to have either Basic Cataract Surgery or Bladeless Laser Cataract Surgery. Whichever option is best for you, cataract surgery is virtually pain-free, and the actual lens implantation can be completed in minutes at our Suncoast Surgery Center in Fort Myers. Basic Cataract Surgery is covered by Medicare and most insurances. If you choose to have Bladeless Laser Cataract Surgery, it is considered a premium refractive procedure. We are happy to discuss out-of-pocket expenses and flexible payment plans with you.

What is the Difference Between Bladeless Laser Cataract Surgery and Basic Cataract Surgery?

The three key patient benefits of the Bladeless Laser Cataract Surgery versus traditional cataract surgery are:

- 1. The laser provides a more precise circular incision around the cataract, improves the accuracy during placement of the intraocular lens implant, and leads to a greater likelihood of clearer vision.** A real time computerized laser imaging system guides the laser beam to the correct target during the surgery.
- 2. The laser pre-softens the cataract, minimizing the use of ultrasound energy to remove the cataract lens.** Decreased usage of ultrasound energy lessens recovery time.
- 3. Astigmatism correction can be done at the time of cataract surgery using this laser as opposed to a manual incision using a surgical blade with Basic Cataract Surgery.** Astigmatism is a common, treatable imperfection in the curvature of your eye that causes blurred vision. It can be treated during cataract surgery with laser relaxing incisions, a Toric lens or with eyeglasses after cataract surgery. Correcting this at the time of cataract surgery lessens the need for glasses postoperatively. After the first three steps of your procedure are completed by the LenSx Laser, you will be taken to the operating room for the cataract removal. In Basic Cataract Surgery, your surgeon will make tiny incisions in your eye with a surgical blade, rather than using the laser.

In both Basic Cataract Surgery and Bladeless Laser Cataract Surgery, microsurgical instruments are used in the operating room to remove the cloudy lens from the eye. The back membrane of the lens (called the posterior capsule) is left in place. A focusing intraocular lens is placed inside the eye to replace the natural lens that was removed. This focusing lens can correct nearsightedness or farsightedness and may reduce your need for distance and/or reading glasses. The micro-incision is self-sealing.

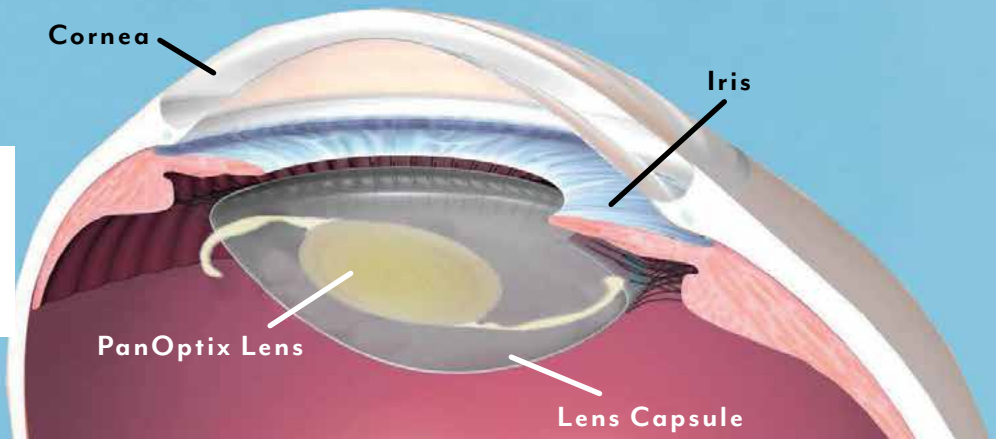
RESTORING YOUTHFUL VISION



Vision with a cataract is characterized by blurriness, cloudiness, faded colors, glare and halos.



Cataract treatment removes the cloudy lens, allowing for a restoration of clear, detailed and vibrant vision.



A cross-section view of the eye shows how your PanOptix Lens will be positioned within your cataract-free lens capsule.

Your New Lens	Near	Intermediate	Distance	Astigmatism Correcting
Basic	No	No	Yes	No
Toric	No	No	Yes	Yes
Lifestyle Lenses	Yes	Yes	Yes	Yes

THE LEADER IN SOUTHWEST FLORIDA

YOUR CATARACT PROCEDURE OPTIONS

At Frantz EyeCare, you have several options for your cataract procedure, including Bladeless Laser Cataract Surgery, with a Lifestyle lens or basic surgery. Our team will help you select the lens that fits your specific lifestyle and eye health needs.

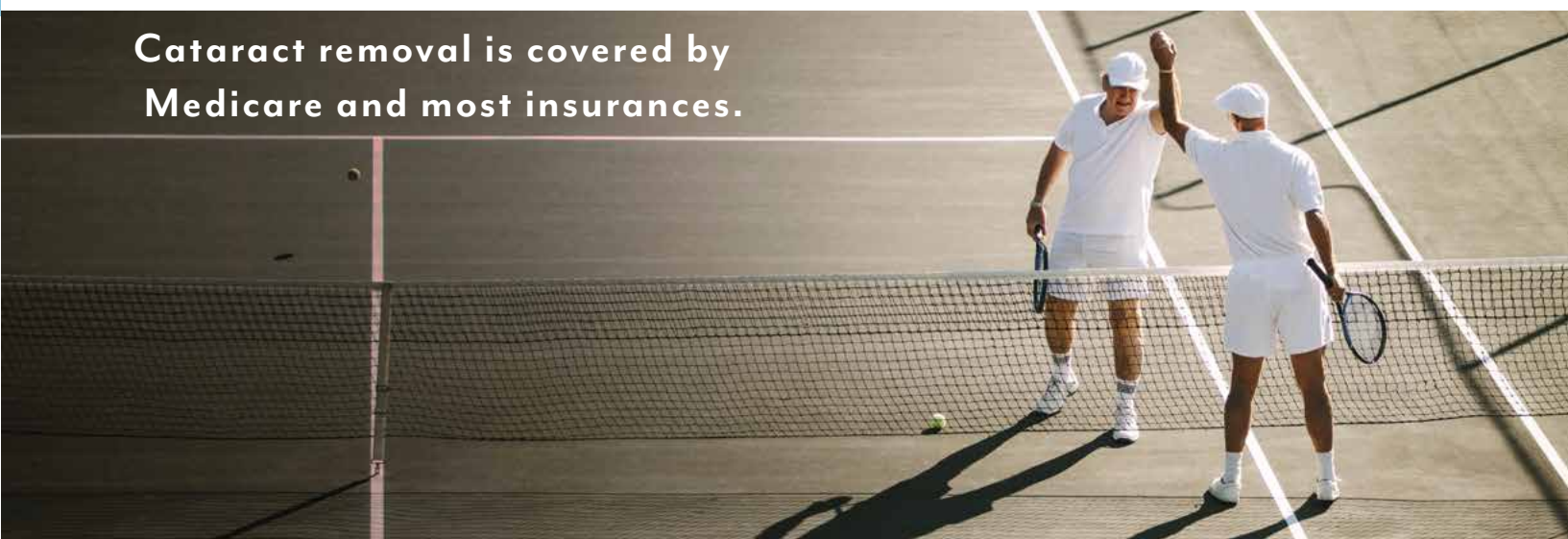
1. Bladeless Cataract Surgery with a PanOptix Lifestyle Lens: PanOptix® has a clear advantage over other lens options, because it is the first and only trifocal lens available in the United States. Prior to this lens being approved, only bifocal lens implants or lenses with limited range of vision were available. The proprietary design of its Enlighten® Optical Technology optimizes the intermediate focal point without compromising near and distance vision. Unlike a monofocal lens which improves distance only, this trifocal lens is a solution for the details in-between that might be missed without clear vision at three focal points. The PanOptix lens also comes as a Toric lens that can correct astigmatism. Enjoy a better range of vision resulting in a better life free from cataracts!

2. Bladeless Cataract Surgery with a Monofocal Toric IOL or Standard Monofocal Lens with Laser Relaxing Incisions (LRI): Laser Relaxing Incisions are designed to correct astigmatism by making the eye more round. Beyond a certain amount of astigmatism, the laser cannot correct all of the astigmatism and the astigmatism correction is supplemented with a lens implant called a Toric lens that will correct higher amounts of astigmatism than the laser can correct by itself.

If you have a lower amount of astigmatism, you can have your corneal astigmatism corrected with laser relaxing incisions (LRI) at the same time as your cataract surgery.

3. Traditional Cataract Surgery with Standard Monofocal Lens: This option is covered by Medicare and most insurances. If you choose to have traditional cataract surgery with a standard monofocal lens implant. Monovision is only an option for people who have previously been successful in monovision with contact lenses, where one eye is corrected for distance and the other for near. Because 20-30% of people don't adapt to monovision, we do not recommend it for people who have not tried and been completely satisfied with it in contact lenses.

Cataract removal is covered by Medicare and most insurances.



TESTIMONIALS

Mike Ditka

Cataract Surgery Patient

Renowned Hall of Fame Football Player & Coach

"If you can fix a problem that you have, why wouldn't you?
Frantz EyeCare fixed my vision and did an outstanding job!"



Mike Ditka
H.O.F. CO

Fred

Cataract Surgery Patient

"My eyes feel younger. I wore glasses for 68 years. Now, I can drive and read without them."

Sandy


Lifestyle lens Patient

"My life has changed for the better. I was challenged with distance vision, reading, everything. Now I have no problem seeing. It is just perfect for my lifestyle."

Ron

Lifestyle Lens Patient

"I can read the paper without wearing readers. For the first time in years I can drive without wearing glasses."



The Official Sponsor of 20/20

FRANTZ
EyeCare